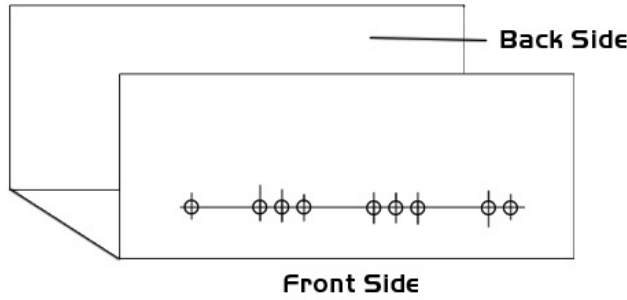
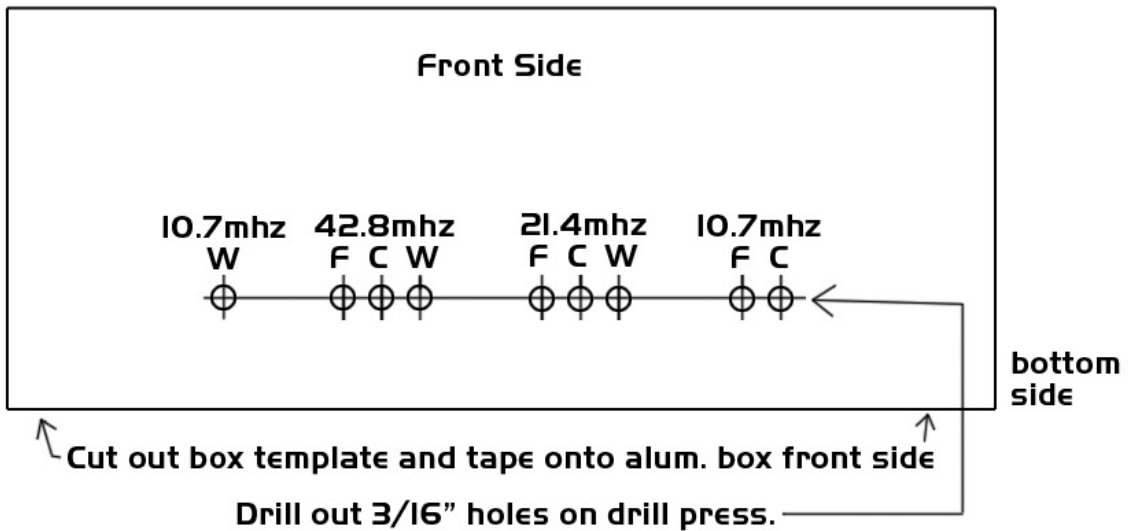


PWM3G Aluminum Box Template for Mosfet hole mounts & for the Nine pot. hole screwdriver adjustment access holes

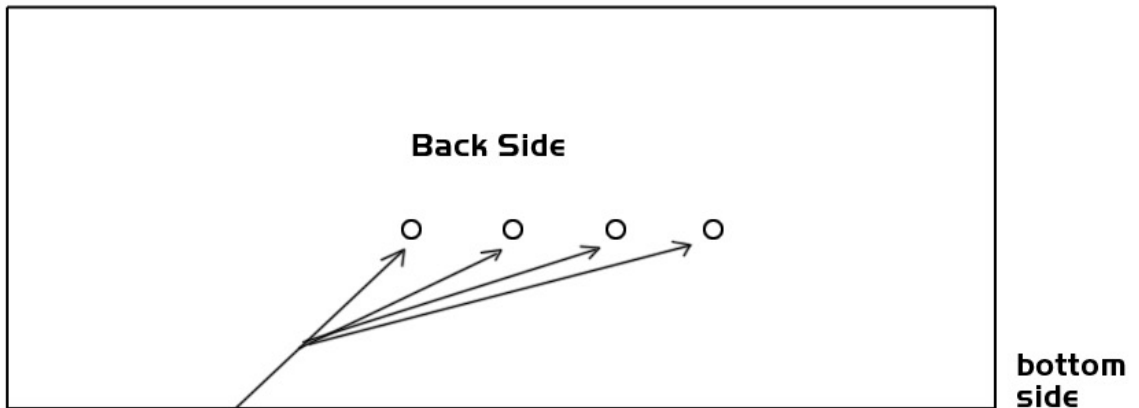


Drill Nine Potentiometer adjustment access holes template.



(F = fine freq. adjust.) • (C = coarse freq. adjust.) • (W = wave length adjust.)

See : http://hydrogengarage.com/pwm3g/PWMG3_info.jpg



Drill 4 - 1/8" holes for the Mosfet mounts to the Heat sink and box. Attaching 4 - #2 - 3/8" long screws & nuts Isolate the mosfets with the 4 tiny nylon shoulder washers. Thermal tape goes between the mosfets & the alum. box side, attaching the heatsink on the outside.